

PM

Handwriting

NSW Foundation Style

1



Deborah
Davis





SAMPLE

Contents

Are you ready to write?	2	Clockwise movement	32
Patterns	3	Downstroke movement	46
Heads, bodies and tails	6	Numerals	60
Anti-clockwise movement	8	Teacher observation guide	64

PM Handwriting 1 learning features

Full-page pattering exercises, grouped by movement, to practise directional flow related to letter formation and to develop fine motor skills



Grouping of letters by properties (head, body and tail concept)


Large models of the lower-case and capital letter with starting dots and directional arrows

One double-page spread for each letter; letters grouped by movement

Illustration phonetically related to the letter

PM high-frequency and common interest words to trace and copy

Pattern clusters for tracking, with starting dots and arrows



QR code linked to online extension exercise on selected pages

Lower-case letters with starting dots and arrows for tracking

Patterns to find the letter and colour the wedge

Lower-case and capital letters to trace and copy

Illustrations to support students to read and understand the sentences


Sentence incorporating a PM high-frequency or common interest word to trace and copy; sentences build a progressive story within each letter group

Are you ready to write?

Posture

Is your back resting against the chair?

Are your feet flat on the floor?



Paper position

Are you holding the paper steady with your non-writing hand?



left-handed

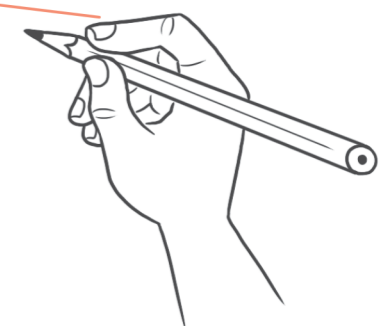
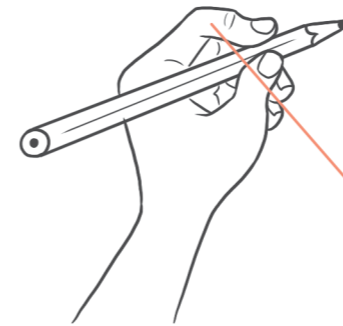


right-handed

Pencil grip

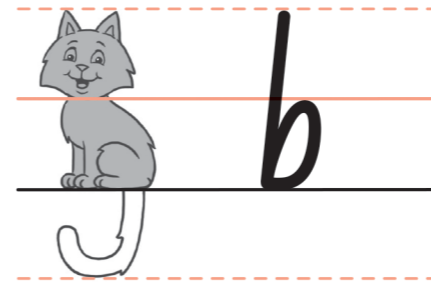
Is one finger on top of the pencil?

Left-handers, hold your pencil a little further up so you can see your handwriting!




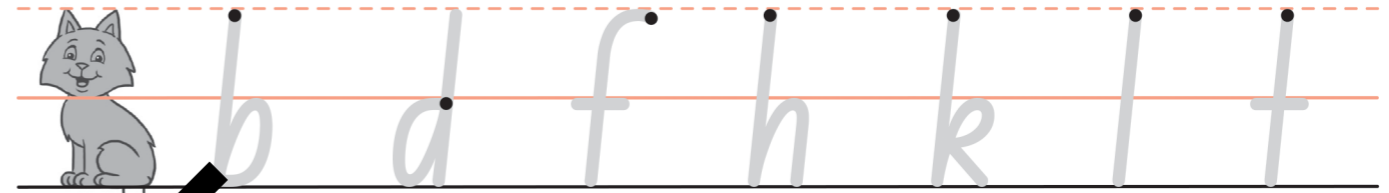
1, 2, 3, 4! Are my feet flat on the floor?
5, 6, 7, 8! Is my back up nice and straight?
9, 10, 11, 12! Show me how your pencil's held!
Thumb and pointer side-by-side, lucky tall one takes a ride!

Start at the dots. Follow the arrows.




'b' is a head and body letter.


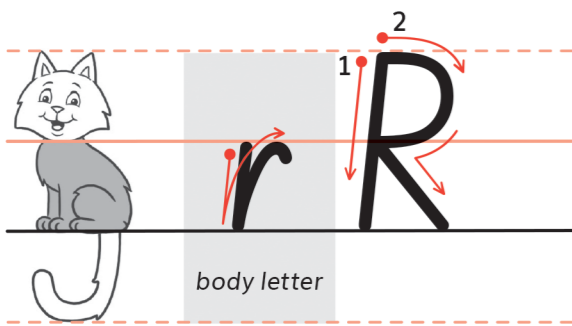
Trace and copy all the head and body letters.



'g' is a body and tail letter.

Trace and copy all the body and tail letters.

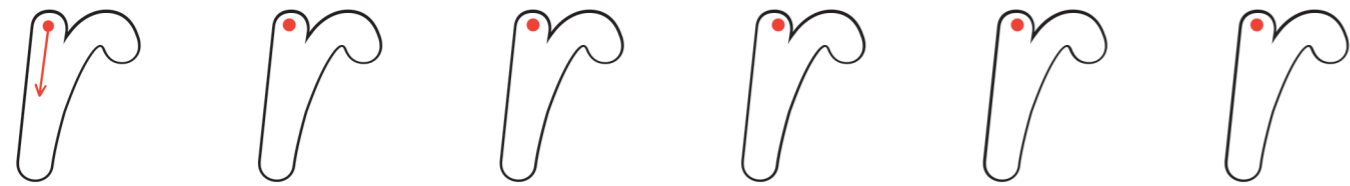





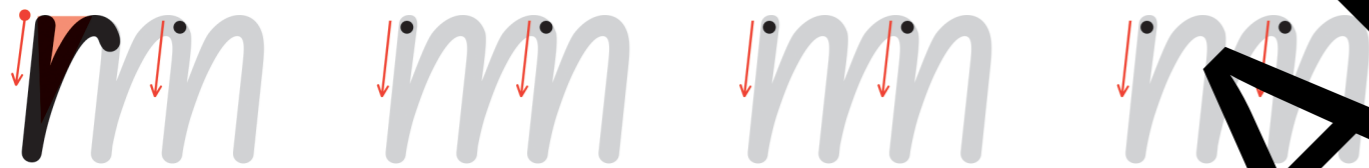
Trace and copy.

roof roof roof


Track.



Find 'r' and colour the wedge.

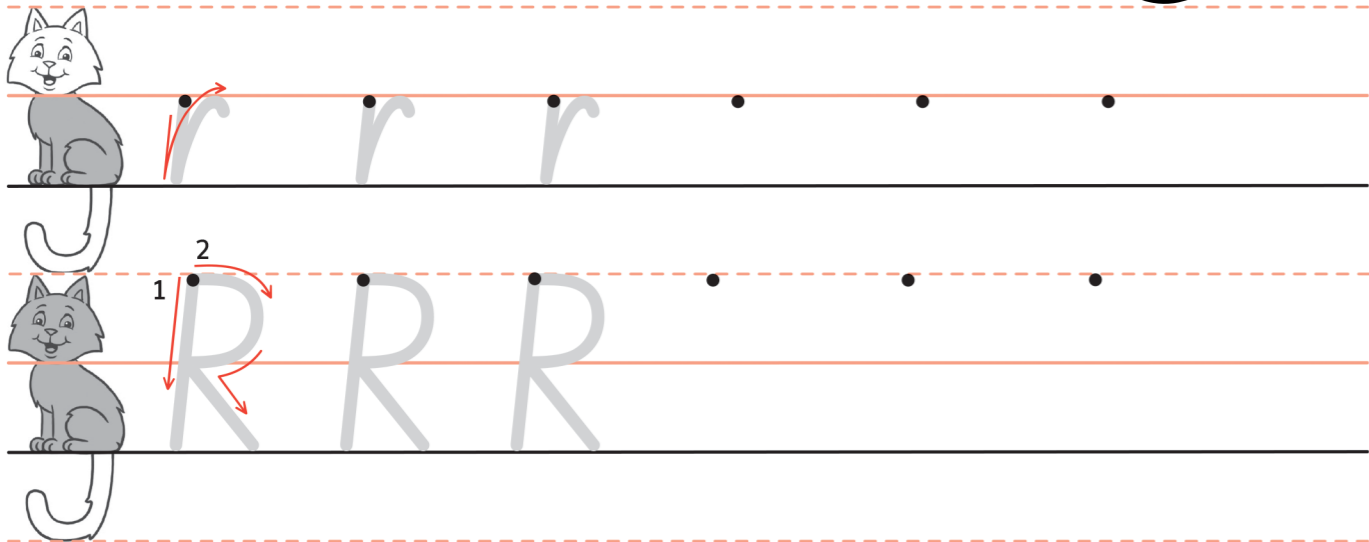


SAMPLE



A scared little cat

Trace and copy. Complete the lines.



was on the roof.

ISBN: 9780170416894

ISBN: 9780170416894

PM Handwriting is a carefully sequenced program of handwriting instruction for Kindergarten to Year 6. It is designed to support students in developing a fluent, legible and automatic handwriting style.



A comprehensive handwriting program for New South Wales:

- | | | | | | | |
|--|---|---|---|---|---|---|
| K | 1 | 2 | 3 | 4 | 5 | 6 |
| PM Handwriting
NSW
Foundation
Style
K | PM Handwriting
NSW
Foundation
Style
Year 1 | PM Handwriting
NSW
Foundation
Style
Year 2 | PM Handwriting
NSW
Foundation
Style
Year 3 | PM Handwriting
NSW
Foundation
Style
Year 4 | PM Handwriting
NSW
Foundation
Style
Year 5 | PM Handwriting
NSW
Foundation
Style
Year 6 |
| 9780170416887 | 9780170416894 | 9780170416900 | 9780170416917 | 9780170416924 | 9780170416931 | 9780170416948 |